



www.beaumontiowa.com

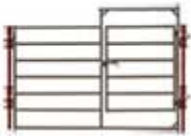
WW Livestock has developed two lines of premium panels and gates: the Classic Series and the Chaparral Series. Components from both series are compatible with each other and have the same outstanding features. Spring-activated gate latches and 2" standard pipe hinges give WW gates trouble-free service. All WW panel and gate joints are saddle cut for extra strength. Choose a long lasting, attractive, powder coat finish pre-galvanized or hot dipped galvanized.

Classic Panels and Gates

chosen by:



2" x 14 gauge material with 50,000 P.S.I. yield strength
All posts have one, two, three and four-way pins



The Classic Series have long been the standard for competition to live up to in the Livestock Equipment Industry. These are the Gates and Panels which prestigious organizations such as the CBR depend on year after year. Crafted by professionals from the finest material available the 2" x 14 Gauge material with 50,000 P.S.I. yield strength. All panels and gates mount 6' high on separate steel posts for versatility which enables the interchanging of panels and gates at any time without additional adapters or tools.



choose from your choice of powdercoat colors for a small upcharge







www.beaumontiowa.com

Chaparral Panels and Gates

**1.9 high tensile 16 gauge tubing
50,000 P.S.I. yield strength**

**A variety of panel and gate heights to customize
your handling system**

Feature self-contained connecting pins



The Chaparral Series are constructed from 1.9 high tensile 16 gauge tubing with 50,000 P.S.I. yield strength. In keeping with the quality that WW demands from all its products, the Chaparral Series has that extra toughness that insures dependability when working cattle. All components feature self-contained connecting pins for easy interlocking with other Chaparral components.

